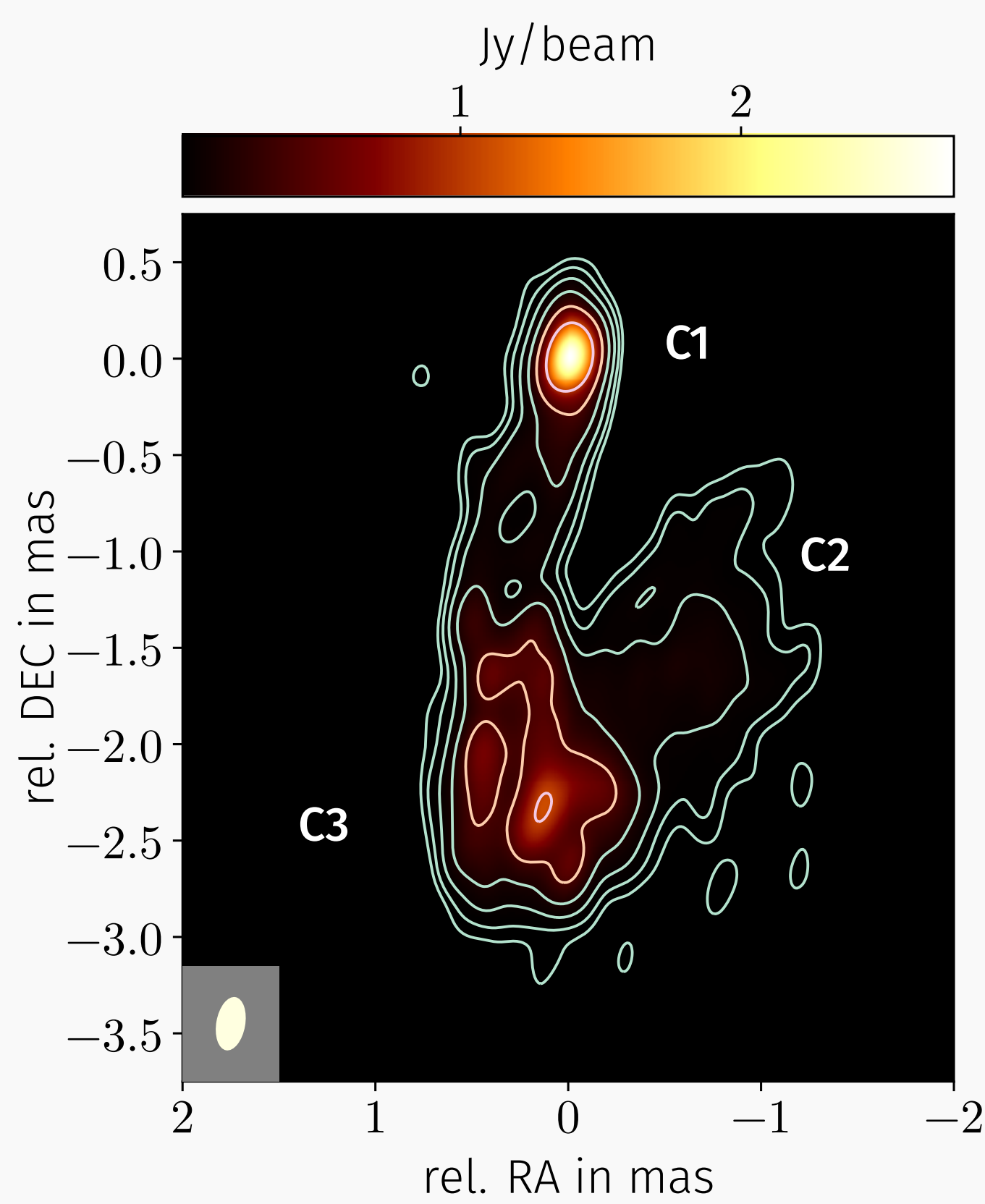


# Multiwavelength Analysis of the TeV-Gamma-Ray Emitting Radio Galaxy NGC 1275 (3C 84)

Lena Linhoff<sup>a</sup>, Alexander Sandrock<sup>a,b</sup>

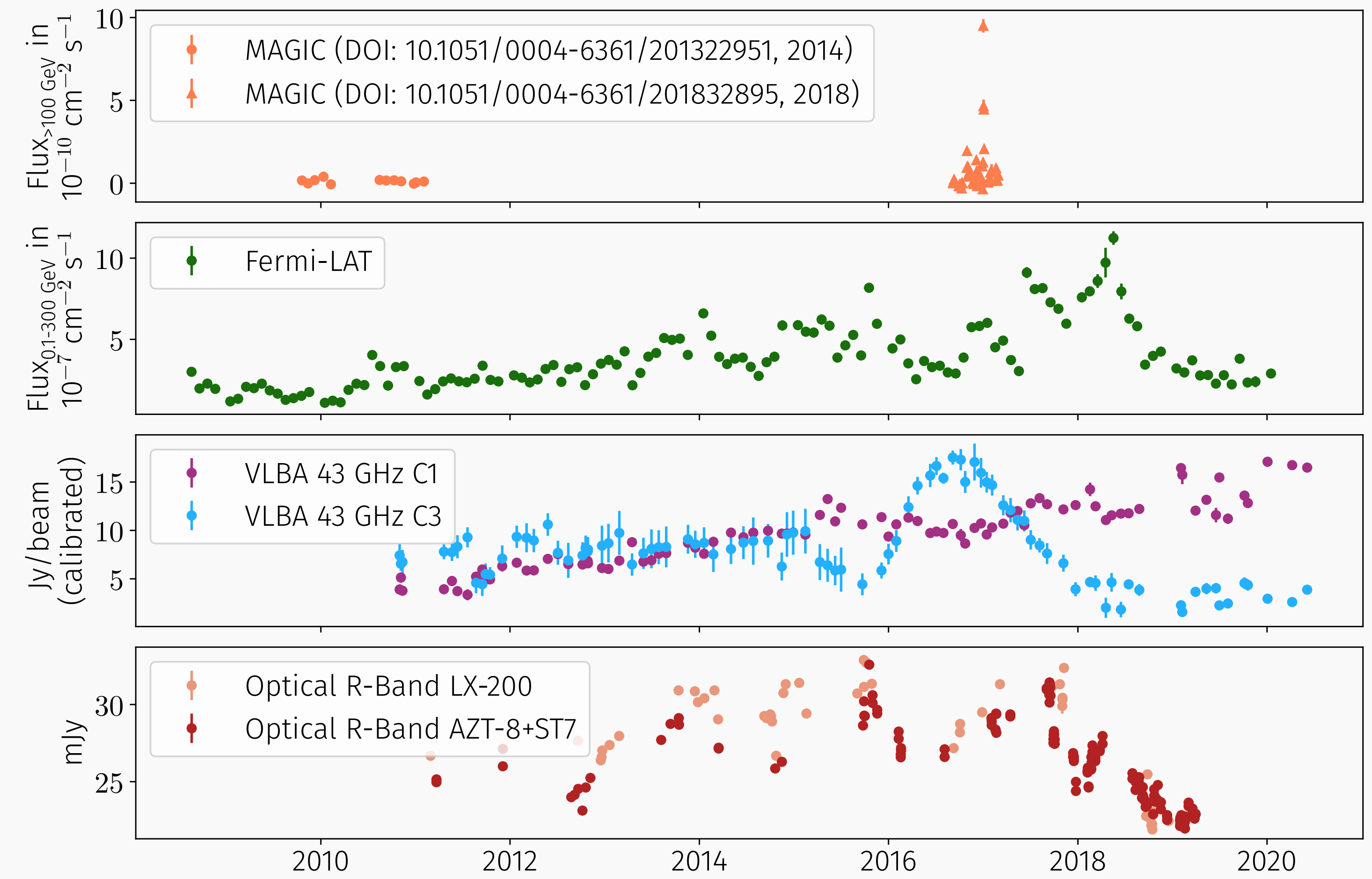
NGC 1275 aka 3C 84



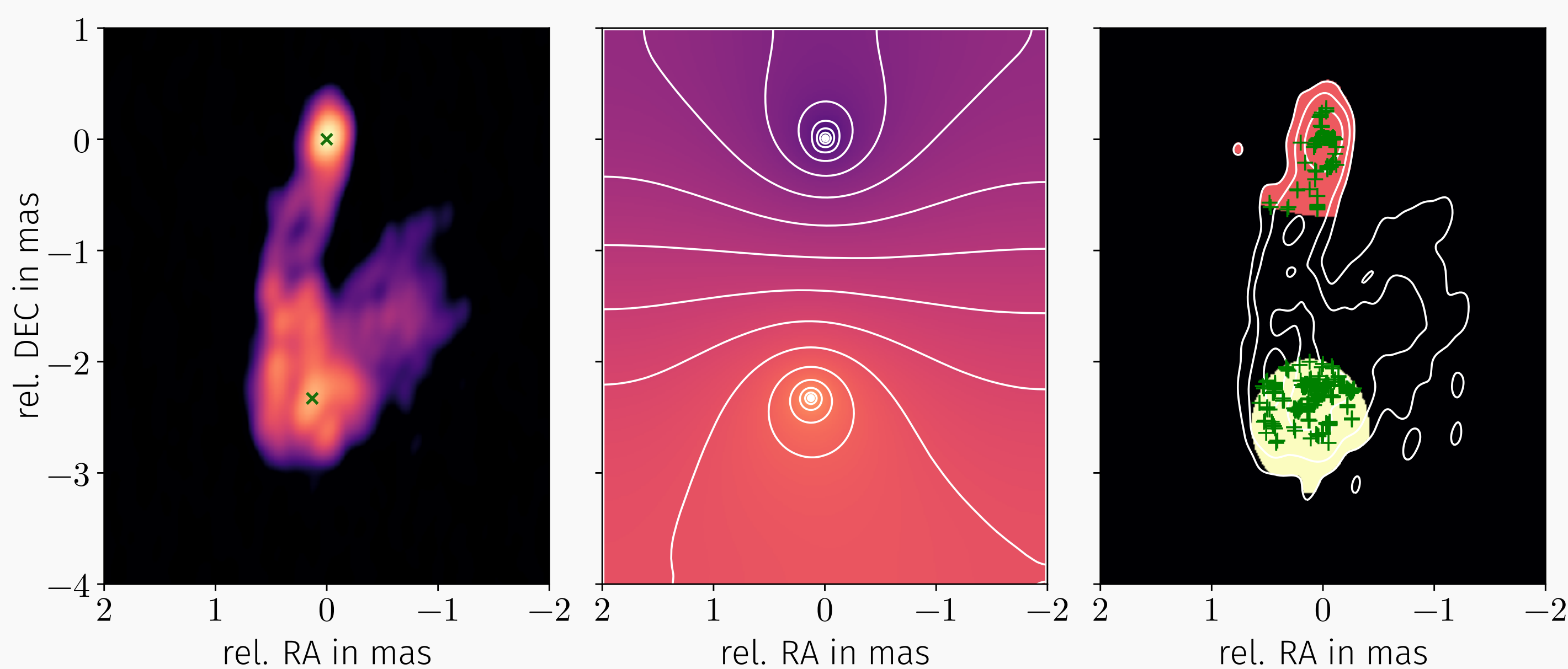
**Common Names** 3C 84, NGC 1275, 0316+413  
**Source Type** FR I (BL Lac characteristics)  
**Redshift** 0.0176  
**Position** RA: 49.9507 °, DEC: 41.5117 °  
**Radio** VLBA since 1995  
**Viewing Angle** 30° to 50° (1994) [1]/ 25° (2009) [2] / 65° (2018) [3]

3C 84 is a well monitored misaligned TeV-radio galaxy and was first detected as radio emitter in the 1960s. In 2008, Fermi-LAT detected gamma-emission as well. There are three identified radio components [4] called C1, C2 and C3. C1 names the compact innermost core of the source, where the central black hole is assumed. C2 is a faint and currently not detectable region south-west from C1. C3 emerged from the core in 2005, moving along the jet and varying in brightness and size. There has been strong indication that 3C 84's jet is precessing [5](see Poster by Rune Dominik).

Multiwavelength Observations

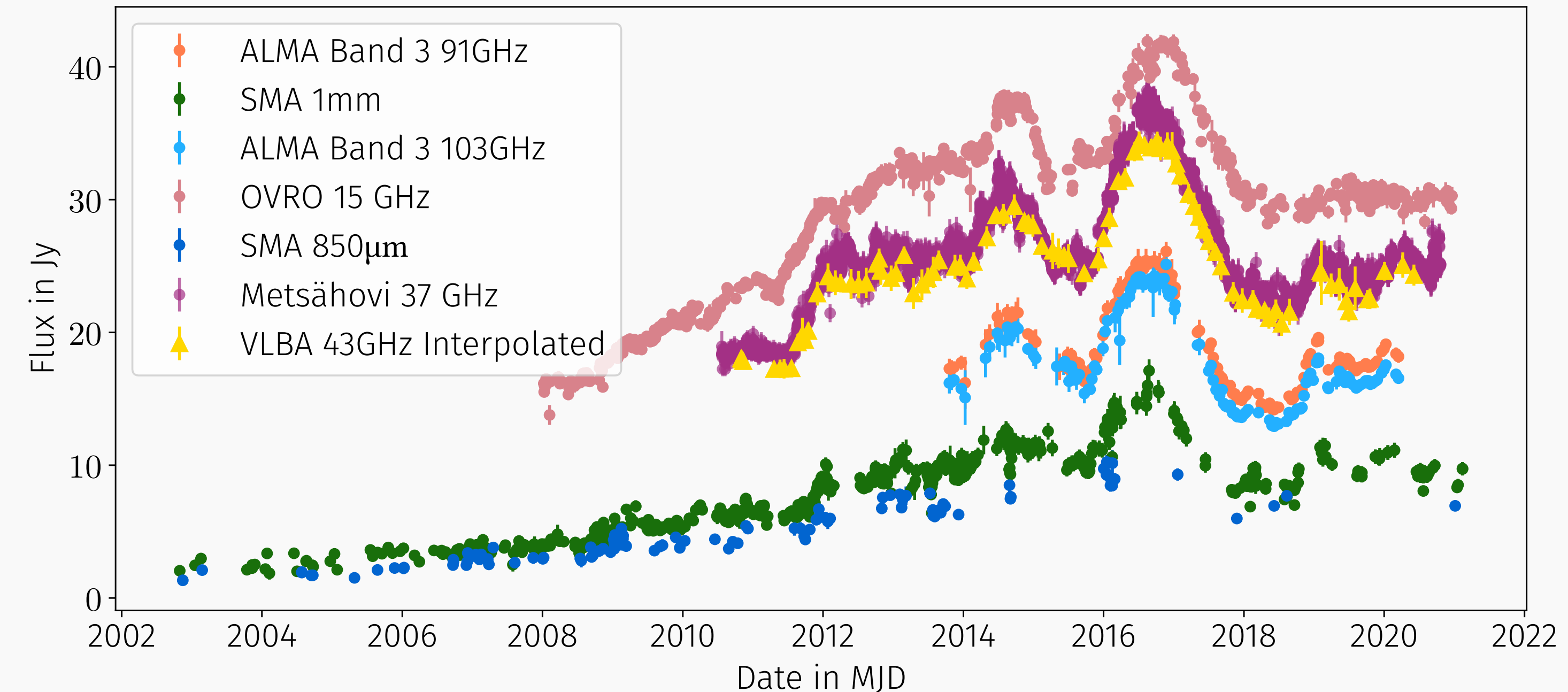


Emission Region Segmentation



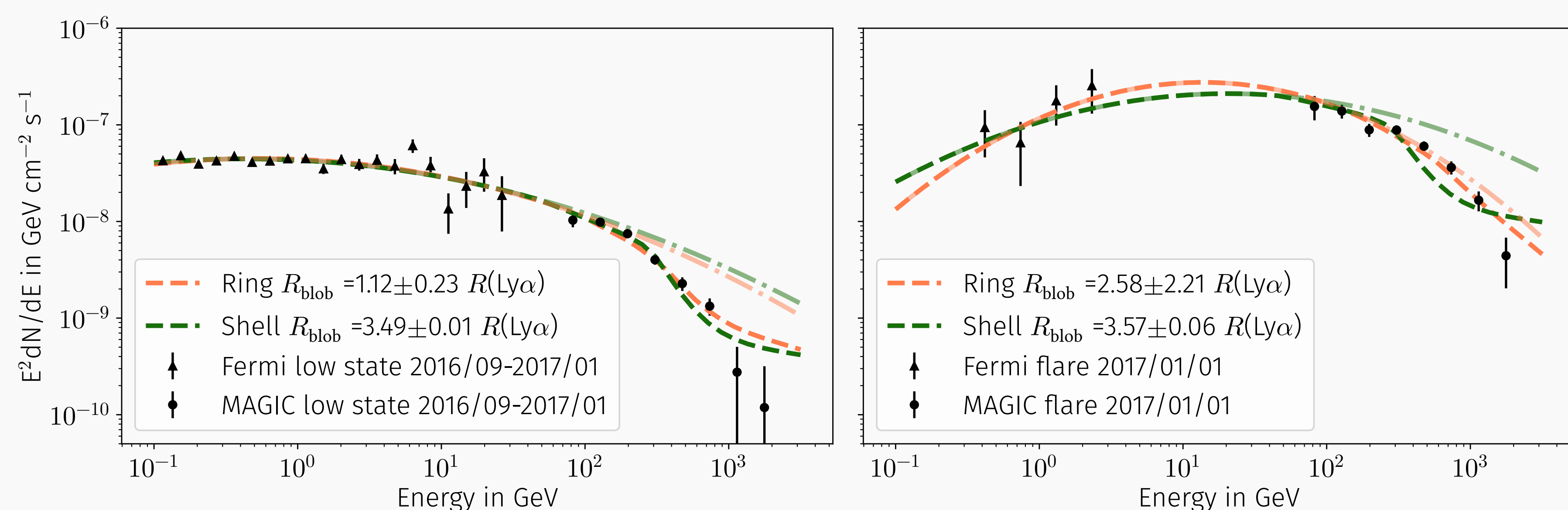
**Figure 1:** Left: VLBA 43 GHz clean map with marked region seeds (C1 and C3). Center: Random Walker profile for two seeds. Right: Selected region for both components and contained flux components (green cross). The flux components are summed up for the flux value of one component. Based on the adjustment of the Random Walker algorithm, the size of the selected region varies and an error for the component's flux value can be obtained.

Total Flux Calibration



**Figure 2:** Total flux calibration of the VLBA 43 GHz data with measurements from OVRO, ALMA, SMA and the Metsähovi radio telescope. To correct for flux calibration errors in the original data, the flux at 43 GHz is interpolated from other wavelengths (yellow triangles). The resulting gain is used to rescale the lightcurves of the radio-bright components C1 and C3.

Optical Depth of the Broad Line Region: Origin of  $\gamma$ -rays

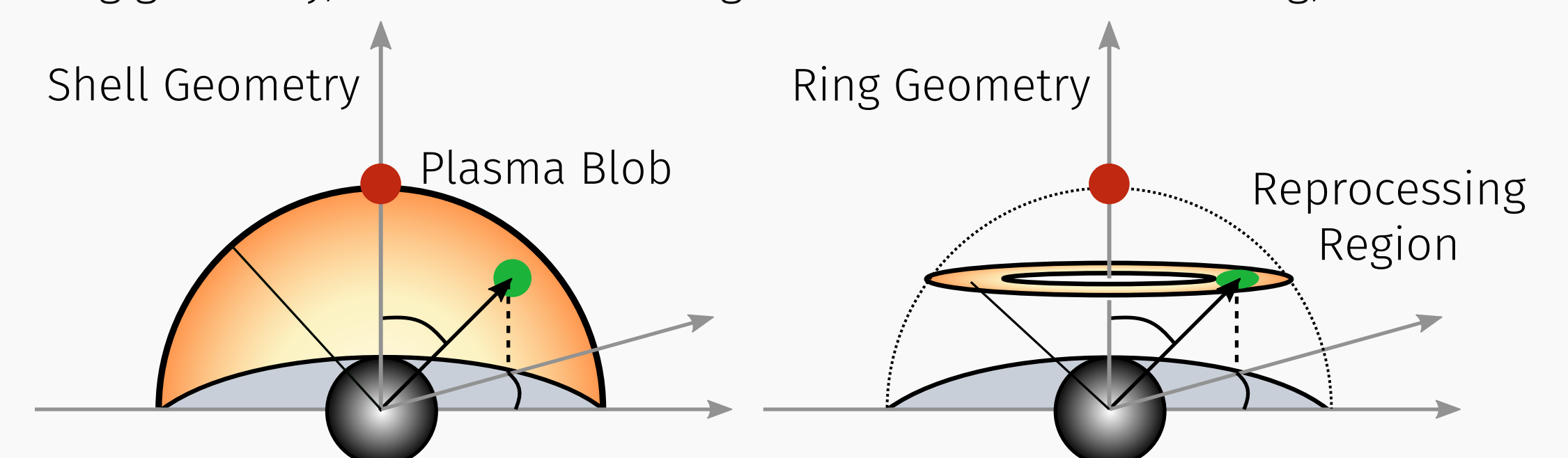


**Figure 3:** Combined flux points from Fermi-LAT and MAGIC with log-parabola fit for the low and the flaring state at 2017-01-01. Both datasets are fitted by modelling the BLR with a ring and a shell geometry. The dot-dashed lines represent the log-parabola model without photo-absorption ( $\tau = 0$ ).

The optical depth of the broad line region is used to constrain the distance between the origin of the  $\gamma$ -ray emission and the black hole  $R_{\text{blob}}$ . The SED is fitted with a log-parabola distribution, which is modified with an absorption term:

$$e^{-\tau(E, R_{\text{blob}}, L(H\beta), R(H\beta))}$$

For the calculations of  $\tau$ , we follow the calculations for photon absorption in the BLR by Finke [6]. Best fit using shell and ring geometry for both states calculates the minimal distance to be greater than the  $\text{Ly}\alpha$  radius. Therefore, we assume the gamma-ray emission region to be outside the BLR and not close to the central black hole. Only in case of the flaring state modelled with a ring geometry, the result is not significant. For further reading, see [7].



References

- [1] R. Walker, J. Romney, and J. Benson. Detection of a VLBI counterjet in NGC 1275: A possible probe of the parsec-scale accretion region. In: *The Astrophysical Journal* 430 (1994), pp. L45–L48.  
 [2] A. A. Abdo et al. Fermi discovery of gamma-ray emission from NGC 1275. In: *The Astrophysical Journal* 699 (2009), p. 31. [3] S. Ansoldi et al. Gamma-ray flaring activity of NGC 1275 in 2016–2017 measured by MAGIC. In: *Astronomy and Astrophysics* 617 (2018), A91. [4] H. Nagai et al. VLBI and single-dish monitoring of 3C 84 for the period 2009–2011. In: *Monthly Notices of the Royal Astronomical Society: Letters* 423.1 (2012). [5] R. M. Dominik et al. 3C 84: a possibly precessing jet in 43-GHz observations. In: *Monthly Notices of the Royal Astronomical Society* 503.4 (2021), pp. 5448–5454. [6] J. D. Finke. External Compton scattering in blazar jets and the location of the gamma-ray emitting region. In: *The Astrophysical Journal* 830.2 (2016). [7] L. Linhoff et al. Excluding possible sites of high-energy emission in 3C 84. In: *Monthly Notices of the Royal Astronomical Society* 500.4 (2021), pp. 4671–4677. [8] J. L. Richards et al. Blazars in the FERMI Era: The OVRO 40 m telescope monitoring program. In: *The Astrophysical Journal Supplement Series* 194.2 (2011), p. 29.

Acknowledgements

We would like to thank the following institutes for their support and providing open source data. Optical photometric data are obtained by St.Petersburg University team. This research has made use of data from the MOJAVE database that is maintained by the MOJAVE team (Lister et al., 2018, ApJS, 232, 12). For further information regarding OVRO data, see [8]. This publication makes use of data obtained at Metsähovi Radio Observatory, operated by Aalto University in Finland. Submillimeter Array (SMA) data are provided by Mark Gurwell. The SMA is a joint project between the Smithsonian Astrophysical Observatory and the Academia Sinica Institute of Astronomy and Astrophysics and is funded by the Smithsonian Institution and the Academia Sinica. This study makes use of 43 GHz VLBA data from the VLBA-BU Blazar Monitoring Program, funded

by NASA through the Fermi Guest Investigator Program. The VLBA is an instrument of the National Radio Astronomy Observatory, a facility of the National Science Foundation operated by Associated Universities, Inc. This study makes use of the following ALMA data: ADS/JAO.ALMA#2011.0.00001.CAL. ALMA is a partnership of ESO (representing its member states), NSF (USA) and NINS (Japan), together with NRC (Canada), MOST and ASIAA (Taiwan), and KASI (Republic of Korea), in cooperation with the Republic of Chile. The Joint ALMA Observatory is operated by ESO, AUI/NRAO and NAOJ. Part of this work is supported by Deutsche Forschungsgemeinschaft (DFG) within the Collaborative Research Center SFB 876 "Providing Information by Resource-Constrained Analysis", DFG project number 124020371, project C3.

Contact

Lena Linhoff  
 Email: lena.linhoff@tu-dortmund.de  
 Astroparticle Physics  
 TU Dortmund

Affiliations

<sup>a</sup> TU Dortmund, Otto-Hahn-Str. 4a, 44227 Dortmund, Germany  
<sup>b</sup> National Research Nuclear University MEPhI, Moscow